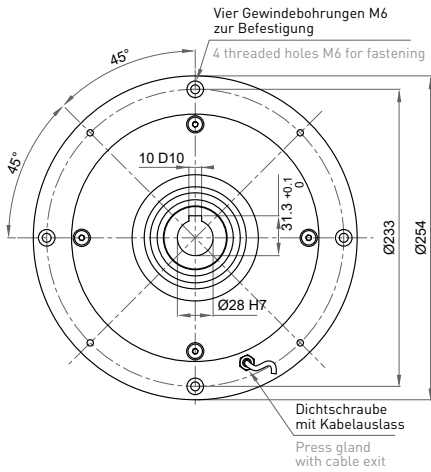


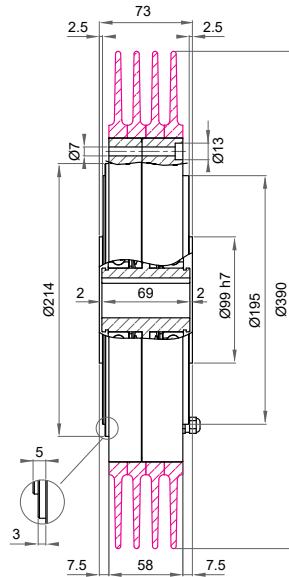
B.1201

Bremse
brake



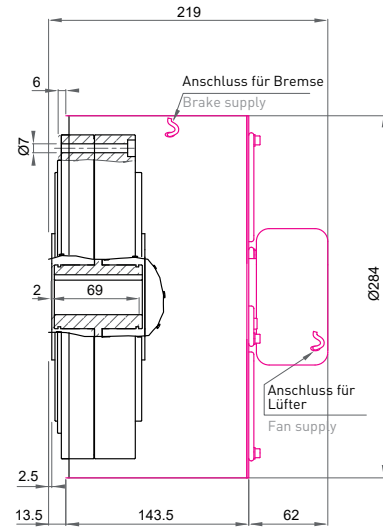
B.1201.R

Bremse mit Radiator
brake with radiator



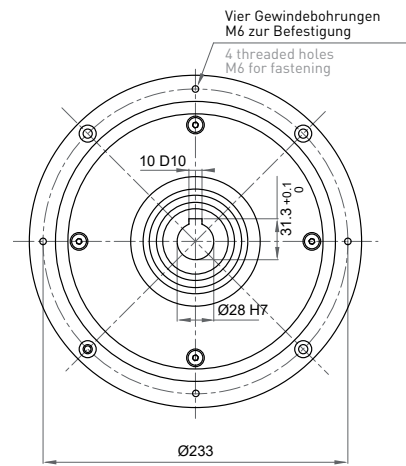
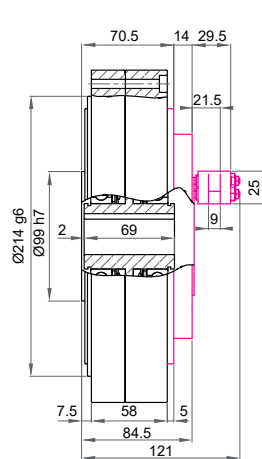
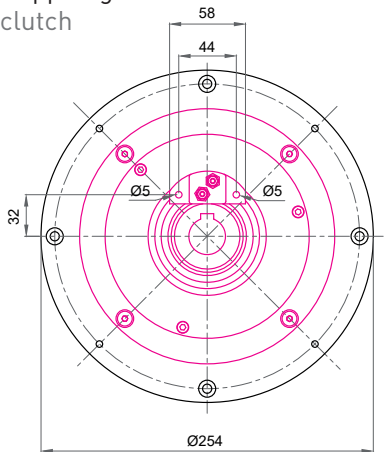
B.1201.V

Bremse mit Lüfter
brake with fan



C.1201

Kupplung
clutch



Max. Drehmoment / Max. torque	120 Nm
Restdrehmoment / Residual torque	0,5 Nm
Max. Stromaufnahme / Max. current	1 A
Widerstand bei 20 °C / Resistance at 20 °C	24 Ohm
Spannung / Supply Voltage	24 V (PWM)
Wärmeableitung / Power dissipation	330 W
Wärmeableitung mit Radiator / Power dissipation with radiator	650 W
Wärmeableitung mit Lüfter / Power dissipation with fan	1500 W
Wärmeableitung der Kupplung bei 500 U/min. / Power dissipation of the clutch at 500 RPM	650 W
mit Radiator bei 500 U/min. / with radiator at 500 RPM	1440 W
Wärmeableitung der Kupplung bei 1000 U/min. / Power dissipation of the clutch at 1000 RPM	820 W
mit Radiator bei 1000 U/min. / with radiator at 1000 RPM	1800 W
U/min. min.-max. / RPM min-max	40-2000
Max. Arbeitstemperatur / Max. working temperature	70 °C
Gewicht kg / Weight kg	16,5 (B.1201) / 19 (B.1201.R) / 19 (B.1201.V) 17 (C.1201) / 19,5 (C.1201.R)

